

# Linear guide rail

# LFS-16-2



## Features

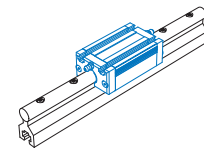
- W 25 × H 47.5 mm
- Precision steel shaft Ø 16
- Aluminium shaft housing profile, naturally anodised
- Securing from below on flat surface with M6 tapped rails in T-groove insert
- not self-supporting
- Lengths in 100 mm raster
- max. Length 2998 mm
- Special lengths to order
- Weight: appr. 2.7 kg/m

## Ordering key

**220 004 XXXX**

Length in mm (in 100 mm raster)  
 e.g. **0029** = Length 298  
**0299** = Length 2998

Profile length = Length overall L -2 mm  
 Special lengths to order



## Aluminium slide IWS 1

- L 94 × W 55 × H 33.5 mm
- Clamping surface plane milled
- Weight: 0.32 kg
- Option: stainless steel design

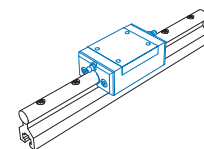
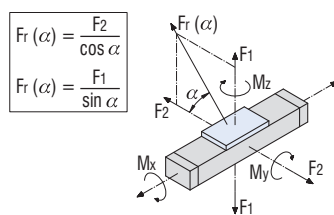
Part no.: **223220**  
 Stainless steel: **223220 0001**

## Loading data

Carriage ILW 1	
C <sub>0</sub>	2160 N
C	4000 N
F <sub>1 stat.</sub>	4320 N
F <sub>1 dyn.</sub>	3897 N
F <sub>2 stat.</sub>	2160 N
F <sub>2 dyn.</sub>	4000 N
M <sub>1 stat.</sub>	-
M <sub>1 dyn.</sub>	194.4 Nm
M <sub>2 stat.</sub>	97.2 Nm
M <sub>2 dyn.</sub>	-
M <sub>3 dyn.</sub>	175.3 Nm
M <sub>4 dyn.</sub>	180.0 Nm

Slide IWS 1	
C <sub>0</sub>	3286 N
C	1773 N
F <sub>1 stat.</sub>	2806 N
F <sub>1 dyn.</sub>	1514 N
F <sub>2 stat.</sub>	3286 N
F <sub>2 dyn.</sub>	1773 N
M <sub>1 stat.</sub>	--
M <sub>1 dyn.</sub>	104.7 Nm
M <sub>2 stat.</sub>	122.6 Nm
M <sub>2 dyn.</sub>	--
M <sub>3 dyn.</sub>	56.4 Nm
M <sub>4 dyn.</sub>	66.1 Nm

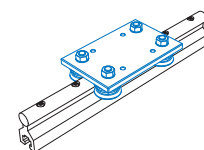
Steel slide ILS 1	
C <sub>0</sub>	5065 N
C	3238 N
F <sub>1 stat.</sub>	4325 N
F <sub>1 dyn.</sub>	2765 N
F <sub>2 stat.</sub>	5065 N
F <sub>2 dyn.</sub>	3238 N
M <sub>1 stat.</sub>	-
M <sub>1 dyn.</sub>	113.4 Nm
M <sub>2 stat.</sub>	132.8 Nm
M <sub>2 dyn.</sub>	-
M <sub>3 dyn.</sub>	72.4 Nm
M <sub>4 dyn.</sub>	84.8 Nm



## Steel slide ILS 1

- L 94 × W 58 × H 33.7 mm
- Clamping surface ground
- Weight: 0.72 kg

Part no.: **223210**



## Carriage ILW 1

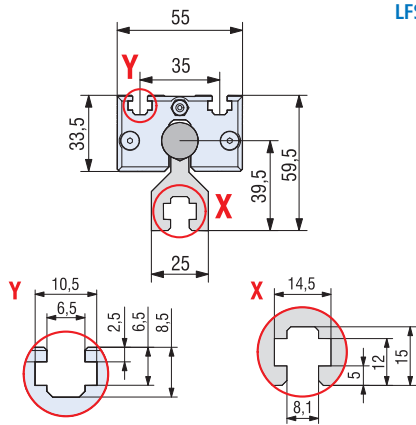
- L 125 × W 80 × H 7.7 mm
- ground steel plate
- Weight: 0.87 kg

Part no.: **223230**

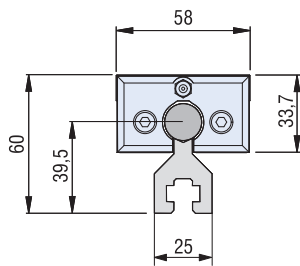
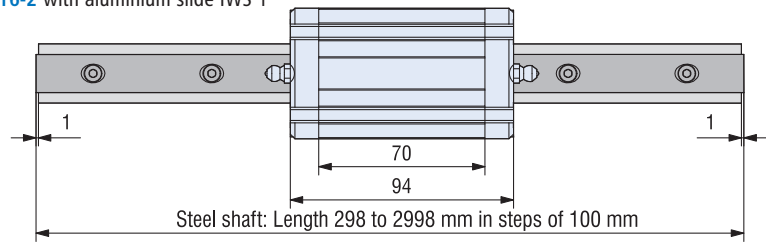
# Linear guide rail

# LFS-16-2

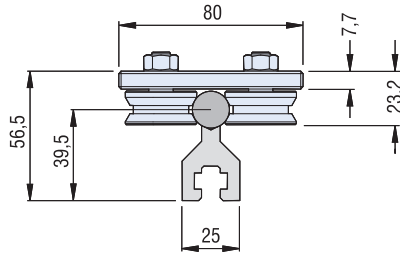
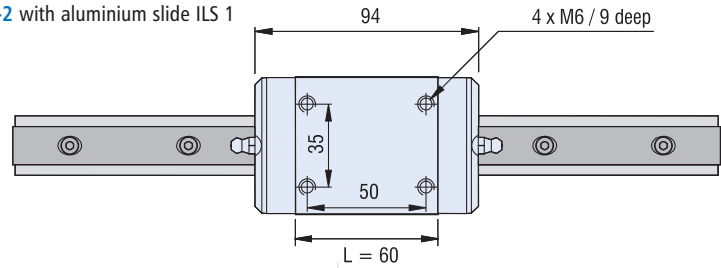
## Dimensioned drawings



LFS-16-2 with aluminium slide IWS 1



LFS-16-2 with aluminium slide ILS 1



LFS-16-2 with Carriage ILW 1

