

Linear guide rail

LFS-8-4



Diagram:
LFS-8-4 with 2 steel shafts
and an aluminium slide

Diagram:
LFS-8-4 with 4 steel shafts
and two aluminium slides (optional)

Features

- W 80 × H 80 mm
- 2 precision steel shafts Ø 8
- anti-twist
- Aluminium shaft housing profiles, naturally anodised
- Fixing from below with M6 tapped rails in the T-key inserts or in the head side through M8 drillings
- side T-key inserts for limit switch securing
- conditionally self-supporting
- Special lengths to order
- Weight: appr. 7.2 kg/m
- Options: stainless design
 - 2 extra steel shafts
 - 2. slides or carriage

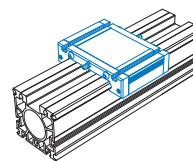
Ordering key

235 00X XXXX

Standard = 6 Length in mm (in 100 mm raster)
 Stainless = 7 e.g. 0029 = Length 298
 0299 = Length 2998

Steel shaft length: Length overall L - 3 mm

Profile up to 6000 mm available without impact link, steel shafts divided.



Aluminium slide

- Clamping surface plane milled
- M6 T-key inserts
- Central lubrication option
- adjustable for no play
- Option: stainless steel version

L 96 × W 130 × H 32 mm (WS 3/70)

(Weight: appr. 0.5 kg)

Part no.: **223103 0070**

Stainless steel: **223103 1070**

L 176 × W 130 × H 32 mm (WS 3)

(Weight: appr. 0.9 kg)

Part no.: **223103**

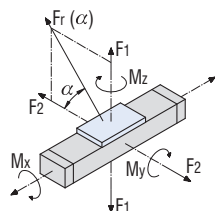
Stainless steel: **223103 1000**

Load data

Shaft slide WS 3/70	
C ₀	3141 N
C	1879 N
F ₁ stat.	2682 N
F ₁ dyn.	1604 N
F ₂ stat.	3141 N
F ₂ dyn.	1879 N
M _x stat.	115.7 Nm
M _y stat.	105.3 Nm
M _z stat.	123.3 Nm
M _x dyn.	69.2 Nm
M _y dyn.	62.9 Nm
M _z dyn.	73.7 Nm

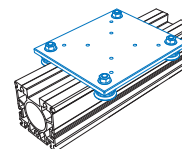
Shaft slide WS 3	
C ₀	6945 N
C	3190 N
F ₁ stat.	5931 N
F ₁ dyn.	2724 N
F ₂ stat.	6945 N
F ₂ dyn.	3190 N
M _x stat.	255.9 Nm
M _y stat.	232.8 Nm
M _z stat.	272.5 Nm
M _x dyn.	117.5 Nm
M _y dyn.	106.9 Nm
M _z dyn.	125.1 Nm

Laufwagen LW 7	
C ₀	2160 N
C	4000 N
F ₁ stat.	4320 N
F ₁ dyn.	3792 N
F ₂ stat.	2160 N
F ₂ dyn.	4000 N
M _x stat.	246.8 Nm
M _y stat.	302.4 Nm
M _z stat.	151.2 Nm
M _x dyn.	216.7 Nm
M _y dyn.	265.4 Nm
M _z dyn.	280.0 Nm



$$F_r(\alpha) = \frac{F_2}{\cos \alpha}$$

$$F_r(\alpha) = \frac{F_1}{\sin \alpha}$$



Carriage LW 7

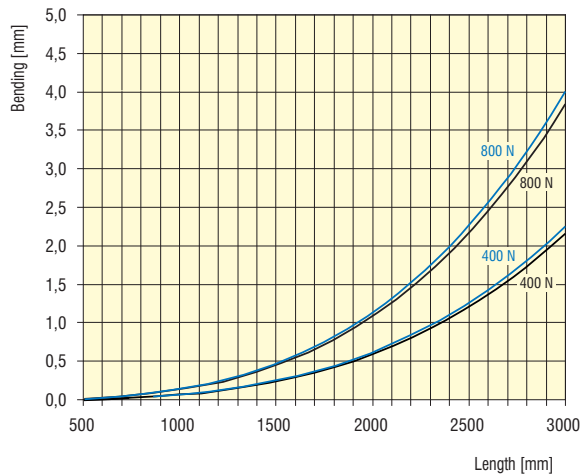
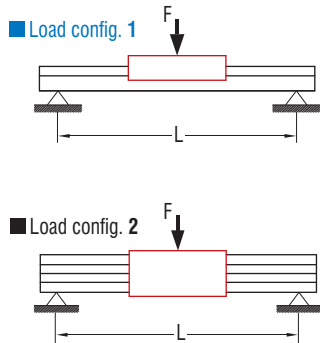
- L 175 × W 150 × H 7.5 mm
- ground steel plate
- 4 rollers Ø 31, sealed for life
- adjustable for no play
- Weight: appr. 2 kg

Part no.: **223012**

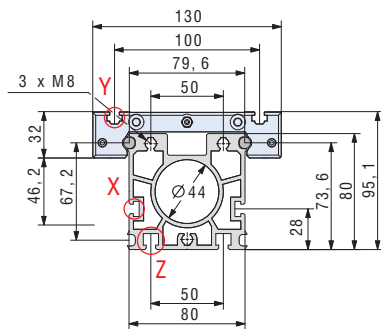
Linear guide rail

LFS-8-4

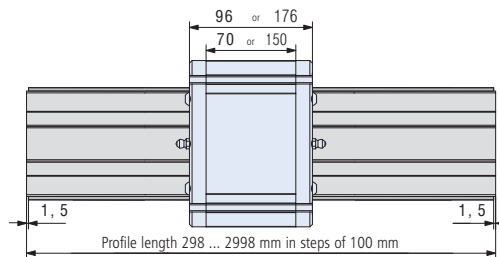
Bending



Dimensioned drawings



LFS-8-4 with aluminium slide WS 3/70 or WS 3



LFS-8-4 with carriage LW 7

